

Scaled data based on original data using  
LM-79-08 Approved Method: Electrical and Photometric Measurements of Solid-  
State Lighting Products

Test Report Prepared for  
Cooper Lighting Solutions  
(formerly Eaton)

Brand: McGRAW-EDISON

Report Number: P200481

Luminaire Tested: **GPC-AF-01-LED-E1-SLL-7060-1200**

Issue Date: 3/3/2020

**Test Information**

Test Method: LM-79-08  
Report Number: P200481  
TEST IS SCALED FROM IESNA LM-79-08 TEST DATA (P24296)  
Test Lab: INNOVATION CENTER P2  
Issue Date: 3/3/2020  
Manufacturer: COOPER LIGHTING SOLUTIONS (FORMERLY EATON)  
Product Line: MCGRAW-EDISON  
Catalog Number: GPC-AF-01-LED-E1-SLL-7060-1200  
Description: GALLEON PEDESTRIAN LUMINAIRE  
(1) 70 CRI, 5700K, 1200mA LIGHTSQUARE WITH 16 LEDS EACH AND SPILL LIGHT ELIMINATOR LEFT OPTICS  
Light Source: -  
Ballast/Driver: ELECTRONIC DRIVER

**Summary**

Lumens per Lamp: N/A  
Luminaire Lumens: 6129 lumens  
Efficiency: N/A  
Efficacy: 91.5 lumens/watt  
Luminous Opening: Rectangular (W 0.5' x L: 0.5' x H: 0')  
IES Classification: Type IV - Short - Non-Cutoff  
BUG Rating: B1 - U0 - G2

Input Watts (W): 67  
Input Voltage (V): NR  
Input Current (Ain): NR  
Voltage Rise (V): NR  
Power Factor: NR  
Total Harmonic Distortion (THDi): NR  
Frequency (hertz): 60  
Stabilization Time: NR  
Operation Time: NR  
Ambient Temperature (°C): NR  
Test Distance: 25 FT

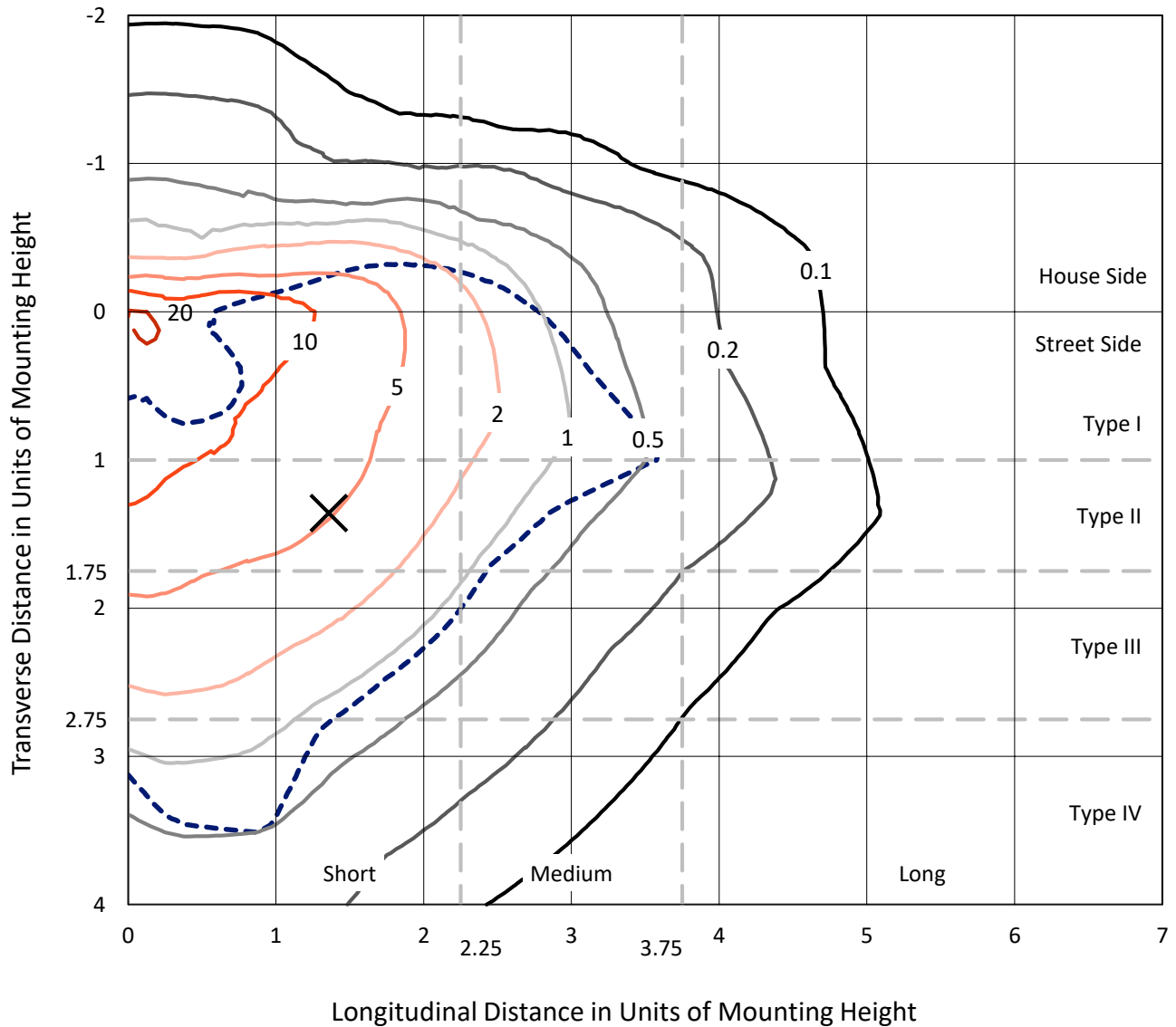


REPORT NUMBER: P200481

CATALOG NUMBER: GPC-AF-01-LED-E1-SLL-7060-1200

### Iso-Footcandle Lines of Horizontal Illumination

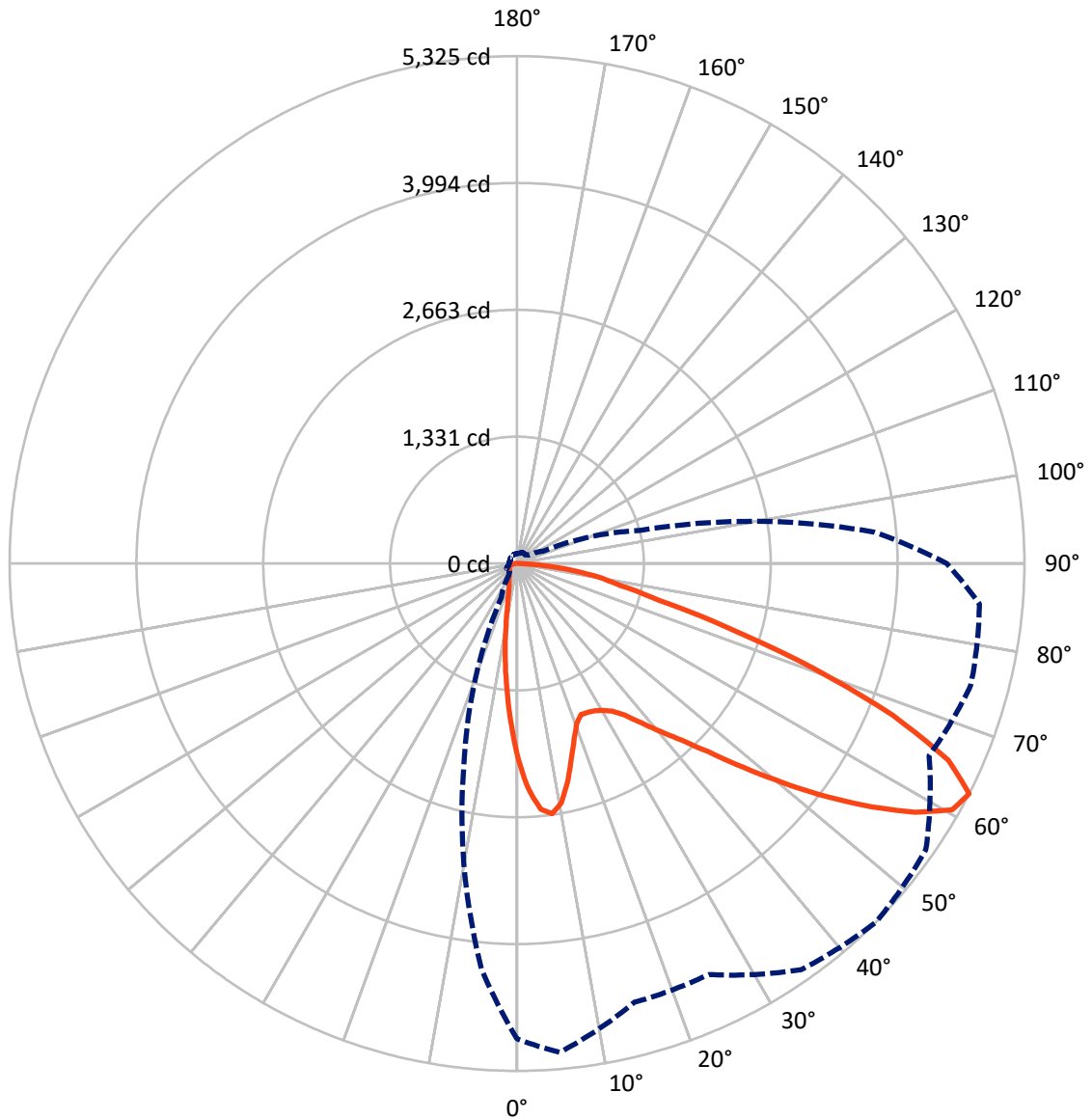
✕ Max cd  
 - - - 1/2 Max cd



Based on 10 foot mounting height. Maximum calculated value = 24.4 fc  
 Type IV - Short - Non-Cutoff

REPORT NUMBER: P200481  
CATALOG NUMBER: GPC-AF-01-LED-E1-SLL-7060-1200

### Luminous Intensity Polar Plot



— Vertical Plane Through 45-Deg Lateral      - - - Horizontal Cone Through 62.5-Deg Vertical

REPORT NUMBER: P200481

CATALOG NUMBER: GPC-AF-01-LED-E1-SLL-7060-1200

**FLUX DISTRIBUTION:**

		Downward	Upward	Total
<b>House Side</b>	Lumens	1014.3	0.0	1014.3
	% Fixture	16.5	0.0	16.5
<b>Street Side</b>	Lumens	5114.7	0.0	5114.7
	% Fixture	83.5	0.0	83.5
<b>Total</b>	Lumens	6129.0	0.0	6129.0
	% Fixture	100.0	0.0	100.0

**ZONAL LUMENS:**

Zone	Lumens	% Fixture
0°-10°	150.7	2.5
10°-20°	276.4	4.5
20°-30°	403.0	6.6
30°-40°	620.7	10.1
40°-50°	913.5	14.9
50°-60°	1339.9	21.9
60°-70°	1497.8	24.4
70°-80°	733.3	12.0
80°-90°	193.6	3.2
90°-100°	0.0	0.0
100°-110°	0.0	0.0
110°-120°	0.0	0.0
120°-130°	0.0	0.0
130°-140°	0.0	0.0
140°-150°	0.0	0.0
150°-160°	0.0	0.0
160°-170°	0.0	0.0
170°-180°	0.0	0.0
0°-90°	6129.0	100.0
0°-180°	6129.0	100.0

**Coefficient of Utilization**



REPORT NUMBER: P200481

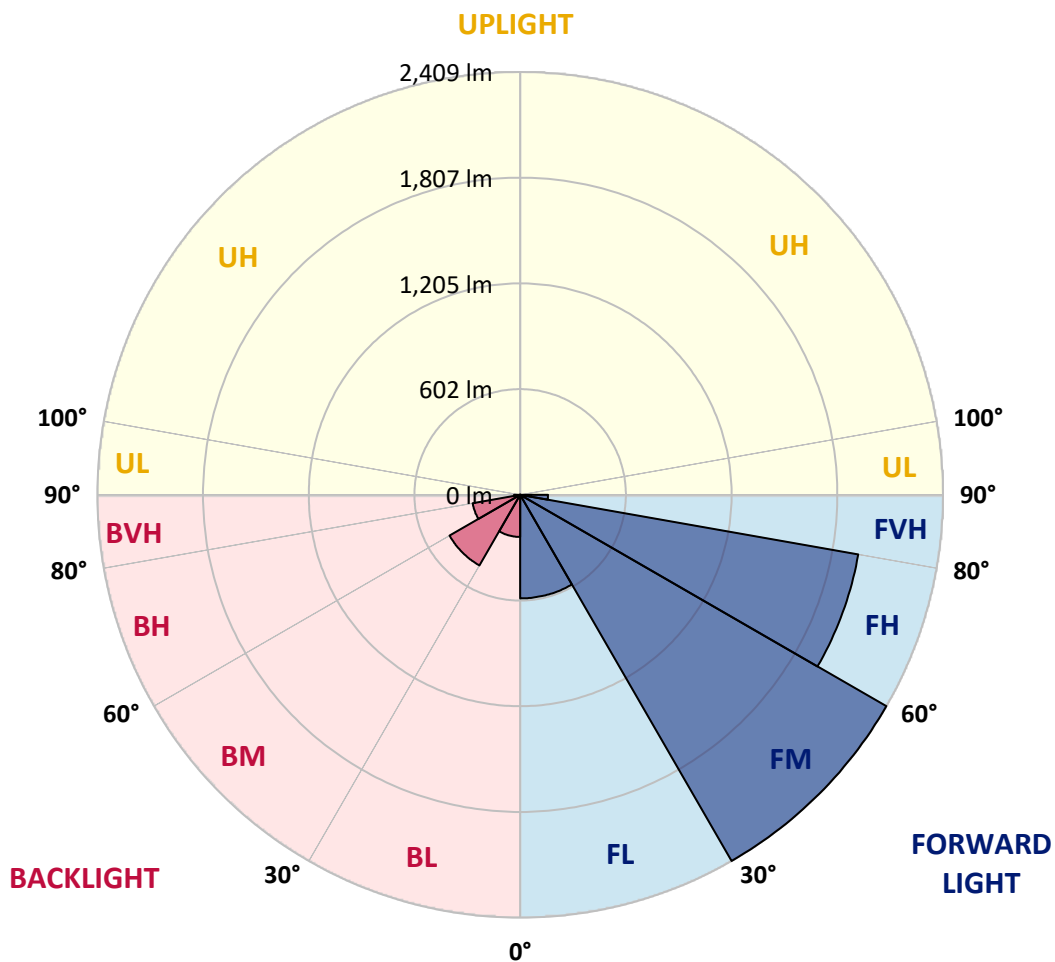
CATALOG NUMBER: GPC-AF-01-LED-E1-SLL-7060-1200

**LUMINAIRE CLASSIFICATION SYSTEM LUMEN TABLE AND BUG RATING:**

Zone		Lumens	% Fixture	Zone Rating/Lumen Limit		
				B	U	G
FL	(0°-30°)	590.2	9.6			
FM	(30°-60°)	2409.4	39.3			
FH	(60°-80°)	1956.2	31.9			G2/5000
FVH	(80°-90°)	159.0	2.6			G2/225
BL	(0°-30°)	240.0	3.9	B1/500		
BM	(30°-60°)	464.7	7.6	B1/1000		
BH	(60°-80°)	275.0	4.5	B1/500		G1/500
BVH	(80°-90°)	34.6	0.6			G1/100
UL	(90°-100°)	0.0	0.0		U0/0	
UH	(100°-180°)	0.0	0.0		U0/0	

**BUG Rating: B1-U0-G2**

Type IV Short





REPORT NUMBER: P200481

CATALOG NUMBER: GPC-AF-01-LED-E1-SLL-7060-1200

**CANDELA DISTRIBUTION (FULL):**

	0°	5°	15°	25°	35°	45°	55°	65°	75°	85°	90°
0°	2070.7	2070.7	2070.7	2070.7	2070.7	2070.7	2070.7	2070.7	2070.7	2070.7	2070.7
2.5°	2151.6	2185.9	2253.0	2303.2	2364.2	2378.3	2397.9	2378.7	2344.6	2299.5	2284.7
5°	2023.2	2096.6	2259.4	2402.6	2529.9	2589.2	2605.7	2556.9	2458.2	2328.4	2249.3
7.5°	1817.3	1921.8	2142.1	2353.0	2540.7	2651.6	2648.9	2535.3	2353.7	2142.5	2015.5
10°	1639.8	1759.1	2011.7	2247.6	2446.7	2554.2	2512.7	2367.5	2150.9	1907.6	1769.8
12.5°	1540.4	1657.3	1913.7	2150.6	2317.0	2354.1	2322.4	2180.2	1976.0	1730.1	1609.5
15°	1523.2	1651.6	1874.6	2067.3	2160.7	2128.3	2090.6	2026.9	1882.7	1672.8	1547.1
17.5°	1597.7	1739.2	1919.4	2009.4	1993.6	1937.3	1926.5	1933.6	1898.9	1736.5	1591.6
20°	1740.5	1910.3	2026.2	1982.1	1866.5	1789.0	1791.7	1899.9	2002.6	1897.9	1732.4
22.5°	1941.0	2134.7	2180.2	1996.6	1813.0	1721.0	1743.2	1918.4	2168.1	2133.7	1922.5
25°	2200.4	2377.0	2344.3	2049.1	1818.4	1729.4	1747.3	1982.4	2363.5	2369.6	2157.6
27.5°	2451.8	2615.5	2482.1	2118.9	1840.6	1749.3	1772.9	2083.2	2550.1	2625.6	2426.5
30°	2647.8	2761.7	2536.7	2182.6	1884.4	1788.0	1817.3	2178.9	2635.0	2798.5	2633.4
32.5°	2810.2	2892.1	2623.6	2261.4	1964.9	1849.0	1900.6	2295.1	2757.3	2962.9	2835.9
35°	3017.8	3041.0	2731.7	2349.3	2089.2	1955.1	2019.2	2409.0	2873.9	3129.0	3035.3
37.5°	3261.0	3231.1	2833.8	2469.6	2249.9	2121.2	2174.1	2534.0	2969.9	3317.3	3239.1
40°	3501.6	3429.5	2961.9	2656.3	2484.4	2317.0	2379.7	2667.4	3059.6	3506.0	3438.3
42.5°	3706.1	3599.3	3088.2	2861.5	2702.8	2533.0	2607.8	2801.8	3145.1	3667.0	3611.1
45°	3857.4	3724.6	3208.5	3058.6	3003.6	2820.0	2855.4	2955.8	3237.8	3801.5	3753.3
47.5°	3992.5	3850.7	3344.6	3257.3	3266.8	3193.3	3136.4	3135.0	3347.0	3911.3	3887.7
50°	4173.4	4025.5	3490.8	3462.2	3661.6	3612.8	3487.1	3344.3	3485.1	4036.0	4033.3
52.5°	4422.7	4302.5	3669.4	3682.9	4030.2	4062.2	3906.6	3595.6	3701.4	4264.7	4248.6
55°	4717.5	4647.5	3912.6	3936.6	4482.4	4505.3	4350.6	3909.9	4019.4	4595.9	4551.1
57.5°	4947.7	4932.8	4179.5	4241.1	4820.0	4923.1	4780.9	4273.8	4377.9	4874.9	4762.4
60°	5039.3	5111.1	4463.5	4548.4	5132.3	5246.5	5121.8	4593.6	4695.6	4990.4	4747.9
62.5°	4989.8	5150.1	4766.1	4759.0	5202.0	5325.0	5237.4	4771.5	4931.2	4871.2	4507.6
65°	4761.0	5009.7	4941.6	4704.7	4963.5	4973.6	4945.3	4691.9	4986.7	4494.2	4043.4
67.5°	4262.7	4620.5	4710.5	4239.8	4320.0	4254.3	4206.8	4256.6	4697.0	3929.2	3398.2
70°	3472.0	4010.4	4053.5	3391.1	3354.7	3310.6	3215.9	3489.8	4125.2	3220.3	2696.4
72.5°	2552.8	3118.9	3251.3	2487.1	2318.7	2327.8	2253.0	2630.0	3354.0	2392.1	2013.1
75°	1746.6	2258.4	2543.7	1735.5	1533.3	1537.0	1527.6	1863.5	2671.4	1664.0	1506.4
77.5°	1275.9	1613.5	1918.4	1166.8	1132.7	1111.8	1106.8	1303.9	2048.1	1208.2	1169.8
80°	1023.9	1192.0	1288.7	808.6	869.6	867.9	839.9	896.5	1337.6	883.7	875.0
82.5°	710.2	916.1	1044.1	633.7	586.9	577.1	583.9	667.8	945.4	604.1	574.4
85°	374.7	608.5	1034.0	561.6	348.4	278.0	345.7	546.8	819.1	320.1	280.3
87.5°	47.8	175.9	684.6	224.1	137.5	74.1	164.1	307.9	525.9	65.4	56.9
90°	0.0	0.0	0.0	0.0	0.0	0.0	0.0	0.0	0.0	0.0	0.0



REPORT NUMBER: P200481

CATALOG NUMBER: GPC-AF-01-LED-E1-SLL-7060-1200

**CANDELA DISTRIBUTION (continued):**

	95°	105°	115°	125°	135°	145°	155°	165°	175°	180°	185°
0°	2070.7	2070.7	2070.7	2070.7	2070.7	2070.7	2070.7	2070.7	2070.7	2070.7	2070.7
2.5°	2246.6	2201.8	2143.1	2088.9	2032.6	1976.7	1903.6	1857.8	1826.1	1820.0	1806.6
5°	2192.0	2043.1	1930.5	1833.2	1744.9	1620.2	1551.2	1493.9	1463.2	1460.2	1452.8
7.5°	1940.3	1734.8	1582.8	1445.0	1320.1	1219.3	1108.1	1056.2	1035.0	1040.1	1045.1
10°	1678.5	1448.8	1274.2	1133.4	1023.2	938.3	849.0	788.7	747.0	738.5	736.8
12.5°	1487.2	1235.1	1065.7	966.3	881.0	801.2	706.5	635.4	581.2	562.7	550.2
15°	1406.3	1130.7	953.1	846.0	752.0	650.6	562.7	488.2	438.3	422.2	413.1
17.5°	1423.5	1101.7	875.7	738.5	618.2	512.5	401.6	337.9	307.9	300.2	300.2
20°	1513.8	1096.3	811.6	639.5	489.5	366.9	275.9	239.5	229.8	228.8	231.5
22.5°	1640.5	1115.2	763.8	553.6	380.4	267.9	215.0	201.5	197.1	198.1	201.1
25°	1829.1	1178.9	729.1	477.1	298.5	219.3	191.7	183.6	181.6	184.3	188.0
27.5°	2052.8	1242.6	707.5	419.5	252.0	200.5	182.3	173.9	175.2	178.6	181.9
30°	2249.3	1294.8	673.5	378.4	237.5	201.5	182.3	170.8	169.5	170.1	171.2
32.5°	2425.5	1330.2	633.7	339.3	204.8	178.9	170.1	168.5	161.0	158.4	158.7
35°	2577.4	1330.2	609.8	316.4	183.6	158.7	144.5	136.1	132.4	132.7	136.5
37.5°	2724.0	1303.5	598.0	303.6	172.2	150.9	138.5	131.1	126.0	125.0	125.7
40°	2853.4	1264.8	584.6	298.2	163.4	146.2	134.4	128.4	123.0	121.3	121.6
42.5°	2957.1	1233.5	569.7	291.1	158.0	142.9	131.7	126.3	120.3	118.6	118.3
45°	3069.3	1223.0	550.2	276.9	160.7	143.2	131.1	125.3	119.3	117.2	116.6
47.5°	3217.2	1255.7	530.0	260.1	166.4	144.9	132.1	125.3	118.9	117.2	116.6
50°	3403.6	1332.5	504.4	235.5	160.7	149.6	131.7	124.3	118.9	117.2	115.9
52.5°	3642.8	1436.3	470.7	207.2	157.3	161.0	131.1	122.3	117.2	114.9	112.5
55°	3933.5	1521.2	430.6	184.0	149.6	158.0	130.1	119.9	114.6	111.2	109.2
57.5°	4146.5	1551.9	379.0	168.8	138.8	153.0	128.7	116.9	111.2	108.5	105.8
60°	4104.4	1492.6	335.6	159.4	132.4	138.1	127.7	114.2	108.2	106.1	103.8
62.5°	3767.1	1337.6	307.6	155.0	128.4	126.0	128.7	111.5	105.5	103.4	102.8
65°	3261.4	1108.8	296.5	154.0	125.0	118.9	119.6	108.5	102.4	100.7	100.1
67.5°	2690.3	894.9	286.7	157.3	120.6	113.9	110.5	104.4	99.4	97.7	96.4
70°	2121.6	744.3	282.3	155.3	115.2	108.8	105.1	100.1	95.7	94.0	93.0
72.5°	1708.5	628.7	280.0	153.3	108.2	102.1	98.7	94.3	89.6	88.9	87.9
75°	1445.7	494.3	256.4	146.9	100.1	94.0	91.6	87.6	82.9	82.9	82.2
77.5°	1115.2	357.5	213.3	130.1	91.6	84.9	82.9	79.8	74.5	75.5	75.1
80°	823.8	233.1	166.8	107.8	81.2	74.8	73.8	70.8	65.0	66.4	66.4
82.5°	564.3	153.0	119.9	88.3	69.4	63.3	63.3	60.3	53.9	54.6	56.6
85°	283.3	105.1	89.6	68.4	53.9	50.9	50.9	48.5	42.1	42.5	45.1
87.5°	86.3	63.3	59.3	48.9	38.7	38.1	36.4	34.7	30.7	30.3	32.0
90°	0.0	0.0	0.0	0.0	0.0	0.0	0.0	0.0	0.0	0.0	0.0





REPORT NUMBER: P200481

CATALOG NUMBER: GPC-AF-01-LED-E1-SLL-7060-1200

**CANDELA DISTRIBUTION (continued):**

	195°	205°	215°	225°	235°	245°	255°	265°	270°	275°	285°
0°	2070.7	2070.7	2070.7	2070.7	2070.7	2070.7	2070.7	2070.7	2070.7	2070.7	2070.7
2.5°	1786.0	1766.8	1743.6	1692.3	1675.2	1674.2	1689.7	1673.5	1704.5	1691.3	1705.8
5°	1440.3	1421.5	1395.5	1330.2	1290.4	1263.4	1250.6	1212.9	1240.2	1220.3	1236.8
7.5°	1059.3	1063.7	1046.5	1008.1	921.5	878.0	852.4	829.5	849.4	847.4	879.0
10°	744.6	756.4	744.3	705.5	635.4	611.5	616.2	625.3	651.3	664.7	713.6
12.5°	536.0	535.4	527.6	492.9	446.8	449.5	468.7	484.5	508.4	522.6	572.4
15°	400.3	394.2	390.8	362.5	336.2	342.0	351.4	353.1	368.3	376.7	417.1
17.5°	302.6	305.6	309.3	289.1	269.2	265.5	258.1	249.0	253.4	255.0	275.3
20°	240.2	252.4	261.4	247.3	227.1	216.3	206.9	200.8	200.8	200.5	206.2
22.5°	209.9	218.7	228.4	218.7	200.5	191.0	185.6	180.9	180.3	180.3	185.6
25°	193.4	199.8	209.2	202.5	189.0	181.9	176.9	170.8	168.5	167.8	171.5
27.5°	185.3	188.0	192.7	186.7	175.2	171.8	170.5	165.1	162.1	160.4	164.1
30°	171.5	170.8	171.2	165.1	156.0	155.7	158.0	159.0	158.0	157.7	163.4
32.5°	158.7	157.3	157.0	151.6	143.2	141.2	143.2	145.2	147.6	150.9	157.7
35°	142.5	145.9	147.9	143.2	133.1	127.0	124.7	121.0	118.9	118.9	126.7
37.5°	129.7	137.5	140.5	136.1	125.0	116.6	112.5	111.9	112.2	113.5	121.0
40°	125.3	131.1	133.8	129.4	118.3	110.5	108.2	107.5	108.2	110.2	117.6
42.5°	122.6	126.7	126.3	121.0	111.9	106.5	105.1	104.4	105.1	107.1	115.2
45°	120.3	123.0	120.3	113.9	105.5	102.8	103.1	102.8	103.4	105.5	113.2
47.5°	118.3	119.3	115.9	109.5	100.7	100.1	101.4	102.4	103.1	104.8	112.9
50°	115.2	115.2	112.2	105.5	96.7	97.0	98.7	101.1	101.4	103.4	109.8
52.5°	111.5	111.2	109.2	102.8	93.3	94.3	94.3	97.0	97.7	100.1	106.8
55°	108.5	107.8	106.8	100.7	90.3	92.0	91.0	92.0	93.7	96.0	103.4
57.5°	105.8	104.4	104.4	99.1	87.9	88.6	86.3	87.6	89.6	91.6	99.4
60°	103.1	101.7	102.4	96.7	84.2	83.6	82.5	85.2	85.9	88.3	96.0
62.5°	100.1	99.1	99.4	94.0	81.5	79.8	79.8	82.2	82.5	85.9	93.3
65°	97.7	96.4	96.0	91.3	78.5	76.5	77.5	78.5	79.2	82.5	89.6
67.5°	95.3	92.7	92.7	88.9	75.1	73.1	75.1	74.8	75.8	78.8	84.6
70°	92.3	88.6	88.9	87.3	71.8	69.4	71.1	70.8	71.4	73.4	79.2
72.5°	87.6	84.6	85.2	84.6	68.4	65.0	65.7	65.7	65.7	67.4	73.4
75°	81.5	79.2	81.2	82.9	64.4	59.6	60.3	60.3	59.3	60.3	67.7
77.5°	74.1	72.8	79.5	77.2	59.6	53.9	53.9	53.2	51.2	52.6	60.6
80°	66.0	65.0	73.4	64.7	54.2	46.8	46.2	44.5	42.5	43.5	51.5
82.5°	57.6	56.6	61.7	49.5	46.8	38.7	37.1	34.0	32.0	33.0	40.4
85°	47.2	47.2	47.5	37.4	35.7	29.6	27.6	23.6	21.2	21.9	29.0
87.5°	33.7	34.7	32.0	25.6	21.2	16.5	15.2	12.8	10.8	12.5	15.2
90°	0.0	0.0	0.0	0.0	0.0	0.0	0.0	0.0	0.0	0.0	0.0



REPORT NUMBER: P200481

CATALOG NUMBER: GPC-AF-01-LED-E1-SLL-7060-1200

**CANDELA DISTRIBUTION (continued):**

	295°	305°	315°	325°	335°	345°	355°	360°
0°	2070.7	2070.7	2070.7	2070.7	2070.7	2070.7	2070.7	2070.7
2.5°	1779.9	1817.0	1859.1	1913.0	1959.2	2035.0	2107.8	2151.6
5°	1330.8	1392.5	1469.3	1568.0	1660.0	1798.1	1935.3	2023.2
7.5°	952.5	1018.5	1101.4	1224.7	1354.8	1531.0	1712.2	1817.3
10°	788.1	855.8	925.5	1008.7	1115.2	1306.9	1521.2	1639.8
12.5°	651.9	724.4	799.5	887.1	985.8	1157.0	1403.9	1540.4
15°	499.0	579.8	668.4	779.3	902.9	1100.7	1375.0	1523.2
17.5°	342.0	432.3	541.1	677.9	829.2	1082.5	1426.9	1597.7
20°	235.5	301.2	417.4	577.8	759.8	1080.2	1526.6	1740.5
22.5°	197.1	226.4	311.3	485.8	707.5	1109.1	1681.2	1941.0
25°	182.3	199.8	248.6	406.0	669.5	1175.8	1894.2	2200.4
27.5°	173.5	189.3	225.7	353.8	639.5	1253.3	2101.4	2451.8
30°	176.9	193.1	219.3	327.1	598.7	1318.0	2285.3	2647.8
32.5°	159.4	166.4	188.0	303.6	569.4	1372.3	2446.4	2810.2
35°	135.8	148.2	167.8	292.4	570.1	1408.7	2621.9	3017.8
37.5°	129.4	141.8	156.0	288.4	577.8	1447.4	2823.4	3261.0
40°	125.3	136.8	148.9	286.0	585.2	1482.8	3020.8	3501.6
42.5°	122.6	133.1	148.2	278.0	588.9	1514.5	3183.2	3706.1
45°	122.3	133.1	150.9	269.9	594.7	1548.5	3319.3	3857.4
47.5°	122.6	137.5	145.9	260.1	594.7	1605.4	3479.0	3992.5
50°	121.3	144.9	140.5	246.3	580.8	1713.2	3698.0	4173.4
52.5°	120.6	143.9	130.1	225.1	556.9	1884.4	3978.7	4422.7
55°	118.9	138.8	122.6	193.4	529.0	2071.0	4279.2	4717.5
57.5°	117.2	123.0	118.6	165.8	485.8	2202.4	4486.1	4947.7
60°	131.4	107.5	115.2	152.3	428.2	2238.5	4478.0	5039.3
62.5°	121.6	100.7	110.8	149.3	387.8	2137.4	4271.1	4989.8
65°	95.3	96.4	106.5	158.0	377.0	1869.6	3904.6	4761.0
67.5°	87.3	92.0	102.1	169.1	378.0	1496.9	3356.7	4262.7
70°	82.2	87.3	97.0	174.9	380.7	1115.9	2653.9	3472.0
72.5°	76.5	80.9	91.3	175.9	363.2	810.6	2045.4	2552.8
75°	69.7	73.8	83.2	153.3	300.9	562.3	1564.7	1746.6
77.5°	62.0	65.0	73.1	118.3	223.4	359.8	1174.5	1275.9
80°	52.9	54.6	61.3	86.6	153.0	225.1	929.2	1023.9
82.5°	42.5	43.1	47.5	65.0	99.4	144.5	622.3	710.2
85°	30.0	30.0	32.7	47.2	67.7	91.6	337.9	374.7
87.5°	14.2	14.5	14.5	25.9	35.4	46.5	77.8	47.8
90°	0.0	0.0	0.0	0.0	0.0	0.0	0.0	0.0

(END OF REPORT)